












MLV3213

CSA952

386 - TT

310 - 52

Typical configurations of operator's consoles/suites:

Picture	Type	Name	Typical use
	ACC	ACC console	ACC, APP, SAR, AMC, Command and Control Centre
	APP	Approach console	ACC, APP, TWR, Pseudopilot, Supervisor, Command and Control Centre
	APP-R	Approach console	ACC, APP, TWR, Pseudopilot, Supervisor, Command and Control Centre
	APP-N	Approach console	ACC, APP, TWR, AMC, FDO, Command and Control Centre
	APP-F	Approach console with frame	ACC, APP, AMC, FDO, Pseudopilot, Supervisor, System administrator
	APP-M	APP console ISO container version	Transportable APP, Command and Control Centre
	TWR set	Tower suite (example)	TWR
	CP CP-A CP-F	Command Post console	Command and Control Centre, Pseudopilot, Supervisor, FDO, ARO
	TP	Technical Position console	Technical supervision, System administrator
	MCP-A MCP-B	Mobile Command Post console	Command and Control Centre in container/vehicle
	DSP	Dispatcher console	Fire Service, Police, etc.

